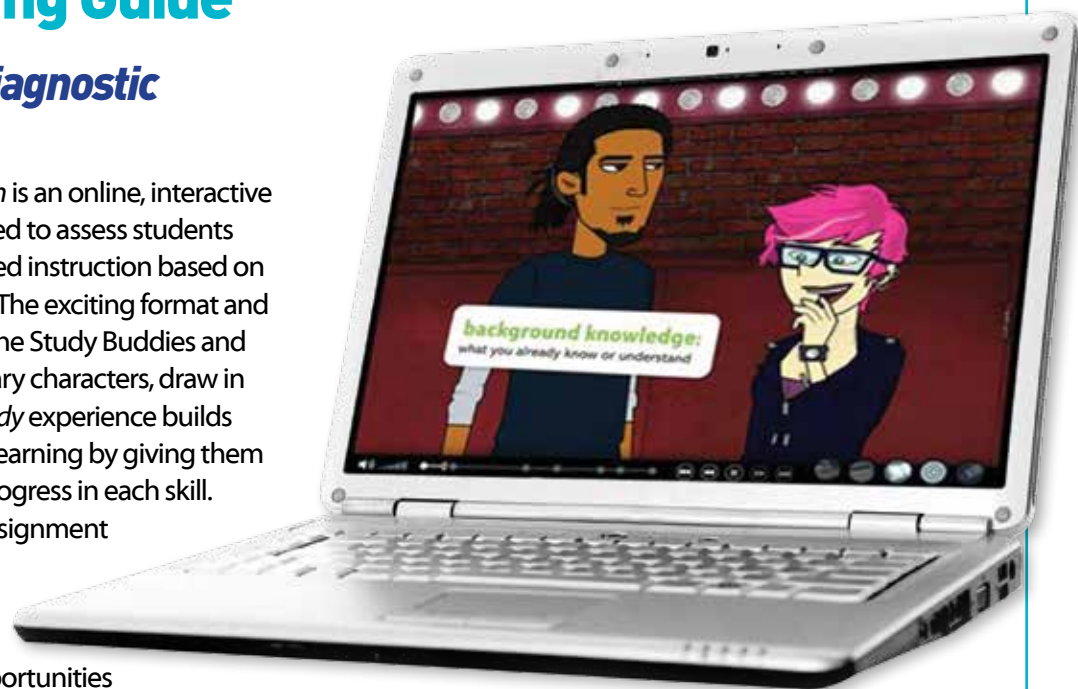


# *i-Ready Diagnostic & Instruction:* Parent Training Guide

## What is *i-Ready Diagnostic & Instruction*?

*i-Ready Diagnostic & Instruction* is an online, interactive learning environment designed to assess students and then provide individualized instruction based on each student's unique needs. The exciting format and engaging content, as well as the Study Buddies and other interesting, contemporary characters, draw in students right away. The *i-Ready* experience builds students' investment in their learning by giving them real-time feedback on their progress in each skill.


As students complete each assignment successfully, they earn credits that they can use to play games. *i-Ready Diagnostic & Instruction* also provides opportunities to learn both at school and at home.



## How can I help my child get the most out of *i-Ready Diagnostic & Instruction*?

- Talk with your child about how practicing *i-Ready Diagnostic & Instruction* at home will help prepare for classwork. Also, explain that *i-Ready Diagnostic & Instruction* will show teachers where your child is doing well and which topics need some more review.
- Encourage your child to use the tools provided during lessons (reference to objectives, key terms, etc.) and to use scrap paper for math computation.
- Help your child identify and become familiar with the different parts of the student home page (My Assignments, My Stuff, My Progress).
- To help your child get started, see *How Does My Child Navigate i-Ready Diagnostic & Instruction?* (p. 2).
- Have your child use the Student Instructions for Completing Online Lessons (p. 3).
- Encourage your child to take each lesson and question seriously. Emphasize "think before clicking," because just clicking through will not give an accurate report of what your child knows and is able to do.
- Discuss your child's results by looking together at the "My Progress" box.
- Contact your child's teacher about how often your child should practice at home, or with any additional questions about *i-Ready Diagnostic & Instruction*.

For more information  
on *i-Ready*, go to  
[www.i-Ready.com/Tour](http://www.i-Ready.com/Tour)



## Where can I go to see how my child is performing?

Log in with your child's Username and Password, and view your child's "My Progress" box. Click on "Detail" to see your child's progress by each skill domain and standard.

## How does my child navigate *i-Ready Diagnostic & Instruction*?

The screenshot shows the user interface for a student named Jay. At the top, there are navigation tabs for "My Assignments", "My Progress", and "My Stuff". The "My Progress" tab is active, showing a "Summary" view of performance across various domains. A callout points to the "Details" button, stating: "Clicking on Detail will show student progress on each domain and standard." Another callout points to the "Summary" view, stating: "Clicking on Summary shows the number of lessons passed and game credits earned." A third callout points to the "Start Lessons" button, stating: "Students will be prompted to go to next lesson assigned to them." A fourth callout points to the "My Stuff" section, which shows "30 game credits left to spend" and lists options like "Credits", "Games", "Study Buddy", and "Themes", stating: "Students can choose background themes, Study Buddies, and play games with credits earned!" The interface also includes a "Reading Instruction" header, a "Switch to Mathematics" button, and a "Logout" button. The background features a cartoon moose character.

Domain	Progress
Phonemic Awareness	You passed 5 out of 6 lessons.
Rhyming - Level A - Volume 1	Jan 10, 2010
Rhyming - Level B - Volume 1	Jan 10, 2010 <span>90%</span>
Isolation - Level A - Volume 1	Jan 10, 2010 <span>65%</span>
Sight Words	You passed 5 out of 6 lessons.
Reading Comprehension	You passed 2 out of 2 lessons.
Vocabulary	You passed 3 out of 4 lessons.
Phonics	You passed 0 out of 4 lessons.

## How does *i-Ready Diagnostic & Instruction* work with what my child is learning in the classroom?

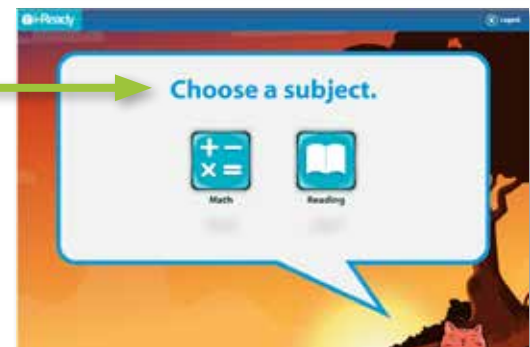
*i-Ready Diagnostic & Instruction* is designed to complement what is being taught in the classroom. The lessons are assigned based on how your child performed in the Diagnostic test, which he/she must complete before starting work on the lessons. The lessons are presented in three parts: tutorial, guided practice, and graded activity. Your child will get relevant instruction with supportive feedback as he/she progresses through the lessons.

# Student Instructions for Completing Online Lessons

1. Open an internet browser (Internet Explorer, Firefox, or Safari).
2. Go to: **login.i-ready.com**
3. Enter your **Username** and **Password**. If you do not have your Username and Password, ask your teacher.
4. Select your state and click **Go!**



5. Select either **Reading** or **Math**. Your teacher will tell you which one to start with.



6. Keep track of your progress using the tabs in the "My Progress" box.

7. Click on **Start Lessons** to begin next assigned lesson.

8. Earn credits to play games with every lesson you complete! Keep track of credits, select games, change Study Buddies, and change themes in the "My Stuff" box.



9. Have fun and do your best!